

Tesamorelin 5mg

Client: Velour Research



Analysis Summary

Peptide Test	Complete
Tesamorelin 5mg (CAS# 218949-48-5)	mg/unit 5.12

Sample Information

Molecular Weight:	5135.85 g/mol
Formula:	C223H346N44O69S
Appearance:	White lyophilized powder
Chromatographic Purity	99.87%

Sample Name:

Tesamorelin 5mg / VRL-TES-2601

Unit Mass:

5.12 mg

Sample ID:

2605140126

Testing ID:

2605140126

Date Received:

5/16/2026

Source Laboratory:

Freedom Diagnostics

Authorized report on file

Batch documentation file

HPLC Parameters

Method:	HPLC-UV, LC-MS
Mobile Phase:	0.1% Formic Acid Water and 0.1% FA CH3OH
Flow Rate:	1.0 ml/min
Analytical Column:	XBridge Peptide BEH C18 Column
Detection Wavelength:	214nm

Batch data provided for this lot. Product details and vial image are prepared for Velour Research recordkeeping. Products are for laboratory research use only and are not for human or animal consumption.


Certificate of Analysis

Peptide Analysis

Complete

Test	Result	Summary	Lot
Tesamorelin 5mg (CAS# 218949-48-5)	5.12 mg	99.87%	VRL-TES-2601

HPLC Chromatogram



Tesamorelin 5mg - VRL-TES-2601: UV Chromatogram

Method References:

Peptide Analysis - HPLC-UV, LC-MS

Batch Data:

Accession: 2605140126

Lot: VRL-TES-2601

Testing Location:

Freedom Diagnostics

Batch documentation on file

Tirzepatide 10mg

Client: Velour Research

**Sample Name:**

Tirzepatide 10mg / VRL-TIR-2604

Unit Mass:

11.04 mg

Sample ID:

2605140128

Testing ID:

2605140128

Date Received:

5/16/2026

Source Laboratory:

Freedom Diagnostics

Authorized report on file

Batch documentation file

Analysis Summary

Peptide Test	Complete
Tirzepatide 10mg (CAS# 2023788-19-2)	mg/unit 11.04

Sample Information

Molecular Weight:	4813.53 g/mol
Formula:	C ₂₂₅ H ₃₄₈ F ₂ N ₄₈ O ₆₈
Appearance:	White lyophilized powder
Chromatographic Purity	99.90%

HPLC Parameters

Method:	HPLC-UV, LC-MS
Mobile Phase:	0.1% Formic Acid Water and 0.1% FA CH ₃ OH
Flow Rate:	1.0 ml/min
Analytical Column:	XBridge Peptide BEH C18 Column
Detection Wavelength:	214nm

Batch data provided for this lot. Product details and vial image are prepared for Velour Research recordkeeping. Products are for laboratory research use only and are not for human or animal consumption.

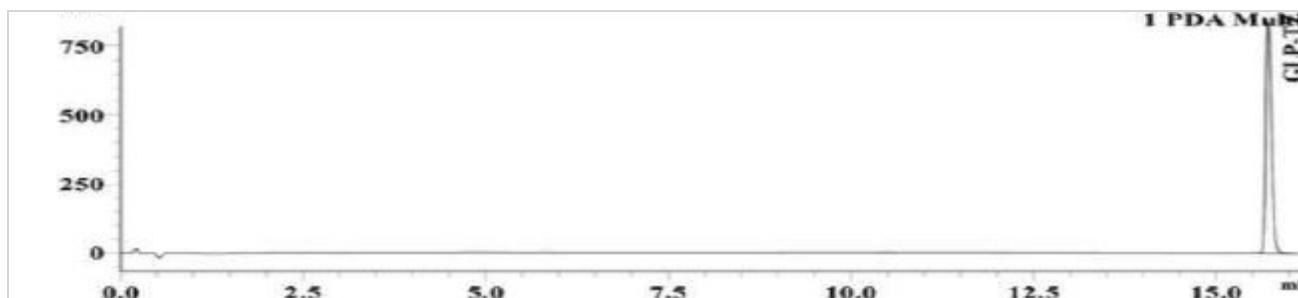
Certificate of Analysis

Peptide Analysis

Complete

Test	Result	Summary	Lot
Tirzepatide 10mg (CAS# 2023788-19-2)	11.04 mg	99.90%	VRL-TIR-2604

HPLC Chromatogram



Tirzepatide 10mg - VRL-TIR-2604: UV Chromatogram

Method References:

Peptide Analysis - HPLC-UV, LC-MS

Batch Data:

Accession: 2605140128

Lot: VRL-TIR-2604

Testing Location:

Freedom Diagnostics

Batch documentation on file

Tirzepatide 20mg

Client: Velour Research

**Sample Name:**

Tirzepatide 20mg / VRL-TIR-2605

Unit Mass:

21.13 mg

Sample ID:

2605140129

Testing ID:

2605140129

Date Received:

5/16/2026

Source Laboratory:

Freedom Diagnostics

Authorized report on file

Batch documentation file

Analysis Summary

Peptide Test	Complete
Tirzepatide 20mg (CAS# 2023788-19-2)	mg/unit 21.13

Sample Information

Molecular Weight:	4813.53 g/mol
Formula:	C ₂₂₅ H ₃₄₈ F ₂ N ₄₈ O ₆₈
Appearance:	White lyophilized powder
Chromatographic Purity	99.91%

HPLC Parameters

Method:	HPLC-UV, LC-MS
Mobile Phase:	0.1% Formic Acid Water and 0.1% FA CH ₃ OH
Flow Rate:	1.0 ml/min
Analytical Column:	XBridge Peptide BEH C18 Column
Detection Wavelength:	214nm

Batch data provided for this lot. Product details and vial image are prepared for Velour Research recordkeeping. Products are for laboratory research use only and are not for human or animal consumption.


Certificate of Analysis

Peptide Analysis

Complete

Test	Result	Summary	Lot
Tirzepatide 20mg (CAS# 2023788-19-2)	21.13 mg	99.91%	VRL-TIR-2605

HPLC Chromatogram



Tirzepatide 20mg - VRL-TIR-2605: UV Chromatogram

Method References:

Peptide Analysis - HPLC-UV, LC-MS

Batch Data:

Accession: 2605140129

Lot: VRL-TIR-2605


Testing Location:

Freedom Diagnostics

Batch documentation on file

Tirzepatide 30mg

Client: Velour Research



Analysis Summary

Peptide Test	Complete
Tirzepatide 30mg (CAS# 2023788-19-2)	mg/unit 29.58; 29.73 mg; 30.06 mg

Sample Information

Molecular Weight:	4813.53 g/mol
Formula:	C225H348F2N48O68
Appearance:	White lyophilized powder
Chromatographic Purity	>99.80%, >99.80%, >99.80%

Sample Name:

Tirzepatide 30mg / VRL-TIR-2606

Unit Mass:

29.58 mg; 29.73 mg; 30.06 mg

Sample ID:

V260211-8 003

Testing ID:

V260211-8 003

Date Received:

4/2/2026

Source Laboratory:

Vanguard Laboratory

Authorized report on file

Batch documentation file

HPLC Parameters

Method:	HPLC-UV/VIS; ICP-MS ND; LAL pass; USP <61> no growth
Mobile Phase:	0.1% Formic Acid Water and 0.1% FA CH3OH
Flow Rate:	1.0 ml/min
Analytical Column:	XBridge Peptide BEH C18 Column
Detection Wavelength:	214nm

Batch data provided for this lot. Product details and vial image are prepared for Velour Research recordkeeping. Products are for laboratory research use only and are not for human or animal consumption.

Certificate of Analysis

Peptide Analysis

Complete

Test	Result	Summary	Lot
Tirzepatide 30mg (CAS# 2023788-19-2)	29.58 mg; 29.73 mg; 30.06 mg	>99.80%, >99.80%, >99.80%	VRL-TIR-2606

Method References:

Peptide Analysis - HPLC-UV/VIS; ICP-MS ND; LAL pass; USP <61> no growth

Batch Data:

Accession: V260211-8 003

Lot: VRL-TIR-2606

Testing Location:

Vanguard Laboratory

Batch documentation on file

Tesamorelin 10mg

Client: Velour Research



Analysis Summary

Peptide Test	Complete
Tesamorelin 10mg (CAS# 218949-48-5)	mg/unit 10.50

Sample Information

Molecular Weight:	5135.85 g/mol
Formula:	C223H346N44O69S
Appearance:	White lyophilized powder
Chromatographic Purity	99.82%

Sample Name:

Tesamorelin 10mg / VRL-TES-2602

Unit Mass:

10.50 mg

Sample ID:

2605140127

Testing ID:

2605140127

Date Received:

5/16/2026

Source Laboratory:

Freedom Diagnostics

Authorized report on file

Batch documentation file

HPLC Parameters

Method:	HPLC-UV, LC-MS
Mobile Phase:	0.1% Formic Acid Water and 0.1% FA CH3OH
Flow Rate:	1.0 ml/min
Analytical Column:	XBridge Peptide BEH C18 Column
Detection Wavelength:	214nm

Batch data provided for this lot. Product details and vial image are prepared for Velour Research recordkeeping. Products are for laboratory research use only and are not for human or animal consumption.

Certificate of Analysis

Peptide Analysis

Complete

Test	Result	Summary	Lot
Tesamorelin 10mg (CAS# 218949-48-5)	10.50 mg	99.82%	VRL-TES-2602

HPLC Chromatogram



Tesamorelin 10mg - VRL-TES-2602: UV Chromatogram

Method References:

Peptide Analysis - HPLC-UV, LC-MS

Batch Data:

Accession: 2605140127

Lot: VRL-TES-2602

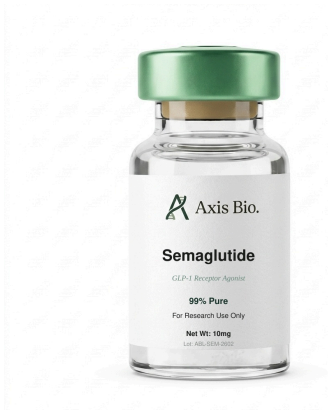
Testing Location:

Freedom Diagnostics

Batch documentation on file

Semaglutide 10mg

Client: Velour Research



Analysis Summary

Peptide Test	Complete
Semaglutide 10mg (CAS# 910463-68-2)	mg/unit 13.36

Sample Information

Molecular Weight:	4113.58 g/mol
Formula:	C187H291N45O59
Appearance:	White lyophilized powder
Chromatographic Purity	99.89%

Sample Name:

Semaglutide 10mg / VRL-SEM-2605

Unit Mass:

13.36 mg

Sample ID:

2605140125

Testing ID:

2605140125

Date Received:

5/4/2026

Source Laboratory:

Freedom Diagnostics

Authorized report on file

Batch documentation file

HPLC Parameters

Method:	HPLC-UV, LC-MS
Mobile Phase:	0.1% Formic Acid Water and 0.1% FA CH3OH
Flow Rate:	1.0 ml/min
Analytical Column:	XBridge Peptide BEH C18 Column
Detection Wavelength:	214nm

Batch data provided for this lot. Product details and vial image are prepared for Velour Research recordkeeping. Products are for laboratory research use only and are not for human or animal consumption.

Certificate of Analysis

Peptide Analysis

Complete

Test	Result	Summary	Lot
Semaglutide 10mg (CAS# 910463-68-2)	13.36 mg	99.89%	VRL-SEM-2605

HPLC Chromatogram



Semaglutide 10mg - VRL-SEM-2605: UV Chromatogram

Method References:

Peptide Analysis - HPLC-UV, LC-MS

Batch Data:

Accession: 2605140125

Lot: VRL-SEM-2605

Testing Location:

Freedom Diagnostics

Batch documentation on file

MOTS-c 40mg

Client: Velour Research



Sample Name:

MOTS-c 40mg / VRL-MOT-2604

Unit Mass:

38.89 mg

Sample ID:

2605140123

Testing ID:

2605140123

Date Received:

5/4/2026

Source Laboratory:

Freedom Diagnostics

Authorized report on file

Batch documentation file

Analysis Summary

Peptide Test **Complete**

MOTS-c 40mg (CAS# 1627580-64-6) **mg/unit**
38.89

Sample Information

Molecular Weight: 2174.6 g/mol

Formula: C100H162N28O25S

Appearance: White lyophilized powder

Chromatographic Purity 99.61%

HPLC Parameters

Method: HPLC-UV, LC-MS

Mobile Phase: 0.1% Formic Acid Water and 0.1% FA CH3OH

Flow Rate: 1.0 ml/min

Analytical Column: XBridge Peptide BEH C18 Column

Detection Wavelength: 214nm

Batch data provided for this lot. Product details and vial image are prepared for Velour Research recordkeeping. Products are for laboratory research use only and are not for human or animal consumption.


Certificate of Analysis

Peptide Analysis

Complete

Test	Result	Summary	Lot
MOTS-c 40mg (CAS# 1627580-64-6)	38.89 mg	99.61%	VRL-MOT-2604

HPLC Chromatogram



MOTS-c 40mg - VRL-MOT-2604: UV Chromatogram

Method References:

Peptide Analysis - HPLC-UV, LC-MS

Batch Data:

Accession: 2605140123

Lot: VRL-MOT-2604

Testing Location:

Freedom Diagnostics

Batch documentation on file

GHK-Cu 50mg

Client: Velour Research



Sample Name:

GHK-Cu 50mg / VRL-GHK-2601

Unit Mass:

55.18 mg

Sample ID:

2605140133

Testing ID:

2605140133

Date Received:

5/16/2026

Source Laboratory:

Freedom Diagnostics

Authorized report on file

Batch documentation file

Analysis Summary

Peptide Test	Complete
GHK-Cu 50mg (CAS# 89030-95-5)	mg/unit 55.18

Sample Information

Molecular Weight:	401.91 g/mol
Formula:	C ₁₄ H ₂₂ CuN ₆ O ₄
Appearance:	Deep blue lyophilized powder
Chromatographic Purity	99.74%

HPLC Parameters

Method:	HPLC-UV, LC-MS
Mobile Phase:	0.1% Formic Acid Water and 0.1% FA CH ₃ OH
Flow Rate:	1.0 ml/min
Analytical Column:	XBridge Peptide BEH C18 Column
Detection Wavelength:	214nm

Batch data provided for this lot. Product details and vial image are prepared for Velour Research recordkeeping. Products are for laboratory research use only and are not for human or animal consumption.

Certificate of Analysis

Peptide Analysis

Complete

Test	Result	Summary	Lot
GHK-Cu 50mg (CAS# 89030-95-5)	55.18 mg	99.74%	VRL-GHK-2601

HPLC Chromatogram



GHK-Cu 50mg - VRL-GHK-2601: UV Chromatogram

Method References:

Peptide Analysis - HPLC-UV, LC-MS

Batch Data:

Accession: 2605140133

Lot: VRL-GHK-2601

Testing Location:

Freedom Diagnostics

Batch documentation on file

GHK-Cu 100mg

Client: Velour Research



Sample Name:

GHK-Cu 100mg / VRL-GHK-2602

Unit Mass:

96.60 mg

Sample ID:

2604210179

Testing ID:

2604210179

Date Received:

4/21/2026

Source Laboratory:

Freedom Diagnostics

Authorized report on file

Batch documentation file

Analysis Summary

Peptide Test	Complete
GHK-Cu 100mg (CAS# 89030-95-5)	mg/unit 96.60

Sample Information

Molecular Weight:	401.91 g/mol
Formula:	C ₁₄ H ₂₂ CuN ₆ O ₄
Appearance:	Deep blue lyophilized powder
Chromatographic Purity	99.93%

HPLC Parameters

Method:	HPLC-UV, LC-MS
Mobile Phase:	0.1% Formic Acid Water and 0.1% FA CH ₃ OH
Flow Rate:	1.0 ml/min
Analytical Column:	XBridge Peptide BEH C18 Column
Detection Wavelength:	214nm

Batch data provided for this lot. Product details and vial image are prepared for Velour Research recordkeeping. Products are for laboratory research use only and are not for human or animal consumption.

Certificate of Analysis

Peptide Analysis

Complete

Test	Result	Summary	Lot
GHK-Cu 100mg (CAS# 89030-95-5)	96.60 mg	99.93%	VRL-GHK-2602

HPLC Chromatogram



GHK-Cu 100mg - VRL-GHK-2602: UV Chromatogram

Method References:

Peptide Analysis - HPLC-UV, LC-MS

Batch Data:

Accession: 2604210179

Lot: VRL-GHK-2602

Testing Location:

Freedom Diagnostics

Batch documentation on file

BPC-157 10mg

Client: Velour Research



Sample Name:

BPC-157 10mg / VRL-BPC-2602

Unit Mass:

11.88 mg

Sample ID:

2505040448

Testing ID:

2505040448

Date Received:

5/4/2026

Source Laboratory:

Freedom Diagnostics

Authorized report on file

Batch documentation file

Analysis Summary

Peptide Test	Complete
BPC-157 10mg (CAS# 137525-51-0)	mg/unit 11.88

Sample Information

Molecular Weight:	1419.53 g/mol
Formula:	C62H98N16O22
Appearance:	White lyophilized powder
Chromatographic Purity	99.59%

HPLC Parameters

Method:	HPLC-UV, LC-MS
Mobile Phase:	0.1% Formic Acid Water and 0.1% FA CH3OH
Flow Rate:	1.0 ml/min
Analytical Column:	XBridge Peptide BEH C18 Column
Detection Wavelength:	214nm

Batch data provided for this lot. Product details and vial image are prepared for Velour Research recordkeeping. Products are for laboratory research use only and are not for human or animal consumption.


Certificate of Analysis

Peptide Analysis

Complete

Test	Result	Summary	Lot
BPC-157 10mg (CAS# 137525-51-0)	11.88 mg	99.59%	VRL-BPC-2602

HPLC Chromatogram



BPC-157 10mg - VRL-BPC-2602: UV Chromatogram

Method References:

Peptide Analysis - HPLC-UV, LC-MS

Batch Data:

Accession: 2505040448

Lot: VRL-BPC-2602

Testing Location:

Freedom Diagnostics

Batch documentation on file

BB10 (Wolverine)

Client: Velour Research

**Sample Name:**

BB10 (Wolverine) / VRL-RST-2601

Unit Mass:

BPC-157 10.20 mg, 9.83 mg, 10.09 mg; TB-500 10.45 mg, 10.32 mg, 10.45 mg

Sample ID:

V260211-4 012

Testing ID:

V260211-4 012

Date Received:

5/4/2026

Source Laboratory:

Vanguard Laboratory

Authorized report on file

Batch documentation file

Analysis Summary

Peptide Test

Complete

BB10 (Wolverine)

mg/unitBPC-157 10.20, 9.83 mg,
10.09 mg; TB-500 10.45 mg,
10.32 mg, 10.45 mg

Sample Information

Molecular Weight:

6382.97 g/mol

Formula:

Composite blend of BPC-157 and TB-500

Appearance:

White lyophilized peptide blend

Chromatographic Purity

>99.80% x3; metals tested

HPLC Parameters

Method:

HPLC-UV/VIS; ICP-MS

Mobile Phase:

0.1% Formic Acid Water and 0.1% FA CH3OH

Flow Rate:

1.0 ml/min

Analytical Column:

XBridge Peptide BEH C18 Column

Detection Wavelength:

214nm

Certificate of Analysis

Peptide Analysis

Complete

Test	Result	Summary	Lot
BB10 (Wolverine)	BPC-157 10.20 mg, 9.83 mg, 10.09 mg; TB-500 10.45 mg, 10.32 mg, 10.45 mg	>99.80% x3; metals tested	VRL-RST- 2601

Method References:

Peptide Analysis - HPLC-UV/VIS; ICP-MS

Batch Data:

Accession: V260211-4 012

Lot: VRL-RST-2601

Testing Location:

Vanguard Laboratory

Batch documentation on file

BB20 (Wolverine)

Client: Velour Research



Sample Name:

BB20 (Wolverine) / VRL-RST-2602

Unit Mass:

BPC-157 10.66 mg; Thymosin Beta-4 10.43 mg

Sample ID:

2604140051

Testing ID:

2604140051

Date Received:

5/4/2026

Source Laboratory:

Freedom Diagnostics

Authorized report on file

Batch documentation file

Analysis Summary

Peptide Test	Complete
BB20 (Wolverine)	mg/unit BPC-157 10.66; Thymosin Beta-4 10.43 mg

Sample Information

Molecular Weight:	6382.97 g/mol
Formula:	Composite blend of BPC-157 and TB-500
Appearance:	White lyophilized peptide blend
Chromatographic Purity	99.59%

HPLC Parameters

Method:	HPLC-UV, LC-MS
Mobile Phase:	0.1% Formic Acid Water and 0.1% FA CH3OH
Flow Rate:	1.0 ml/min
Analytical Column:	XBridge Peptide BEH C18 Column
Detection Wavelength:	214nm

Batch data provided for this lot. Product details and vial image are prepared for Velour Research recordkeeping. Products are for laboratory research use only and are not for human or animal consumption.

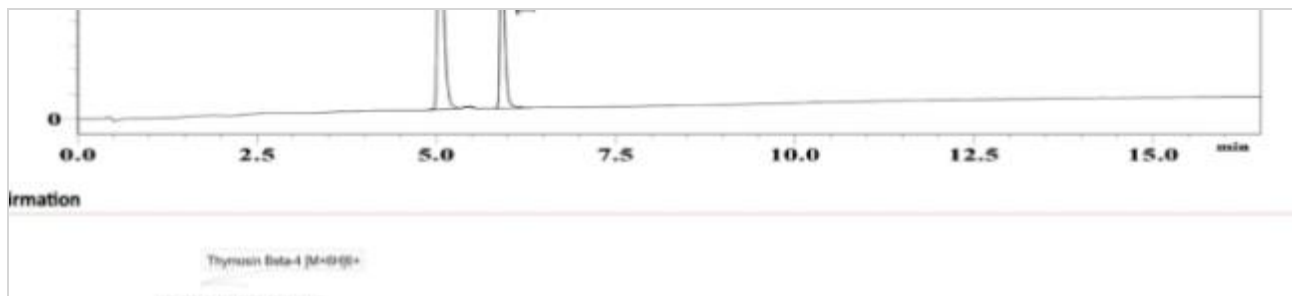
Certificate of Analysis

Peptide Analysis

Complete

Test	Result	Summary	Lot
BB20 (Wolverine)	BPC-157 10.66 mg; Thymosin Beta-4 10.43 mg	99.59%	VRL-RST-2602

HPLC Chromatogram



BB20 (Wolverine) - VRL-RST-2602: UV Chromatogram

Method References:

Peptide Analysis - HPLC-UV, LC-MS

Batch Data:

Accession: 2604140051

Lot: VRL-RST-2602

Testing Location:

Freedom Diagnostics

Batch documentation on file

CJC-1295 (no DAC) 5mg

Client: Velour Research



Analysis Summary

Peptide Test	Complete
CJC-1295 (no DAC) 5mg (CAS# 863288-34-0)	mg/unit 5.856

Sample Information

Molecular Weight:	3367.97 g/mol
Formula:	C ₁₅₂ H ₂₅₂ N ₄₄ O ₄₂
Appearance:	White lyophilized powder
Chromatographic Purity	99.504%

Sample Name:

CJC-1295 (no DAC) 5mg / VRL-CJC-2602

Unit Mass:

5.856 mg

Sample ID:

33200

Testing ID:

33200

Date Received:

3/2/2026

Source Laboratory:

Chromate
Authorized report on file
Batch documentation file

HPLC Parameters

Method:	RP-HPLC-UV
Mobile Phase:	0.1% Formic Acid Water and 0.1% FA CH ₃ OH
Flow Rate:	1.0 ml/min
Analytical Column:	XBridge Peptide BEH C18 Column
Detection Wavelength:	214nm

Batch data provided for this lot. Product details and vial image are prepared for Velour Research recordkeeping. Products are for laboratory research use only and are not for human or animal consumption.

Certificate of Analysis

Peptide Analysis

Complete

Test	Result	Summary	Lot
CJC-1295 (no DAC) 5mg (CAS# 863288-34-0)	5.856 mg	99.504%	VRL-CJC-2602

HPLC Chromatogram



CJC-1295 (no DAC) 5mg - VRL-CJC-2602: UV Chromatogram

Method References:

Peptide Analysis - RP-HPLC-UV

Batch Data:

Accession: 33200

Lot: VRL-CJC-2602

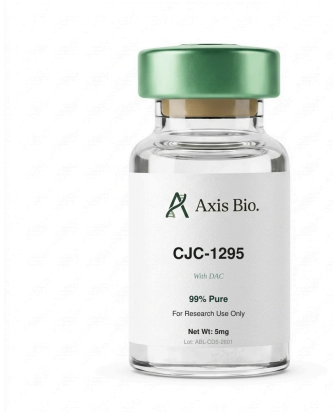
Testing Location:

Chromate

Batch documentation on file

CJC-1295 w/ DAC 5mg

Client: Velour Research



Analysis Summary

Peptide Test	Complete
CJC-1295 w/ DAC 5mg	mg/unit 6.28

Sample Information

Molecular Weight:	3647.2 g/mol
Formula:	C165H269N47O46
Appearance:	White lyophilized powder
Chromatographic Purity	99.739%

Sample Name:

CJC-1295 w/ DAC 5mg / VRL-CD5-2601

Unit Mass:

6.28 mg

Sample ID:

2603230136

Testing ID:

2603230136

Date Received:

3/24/2026

Source Laboratory:

Freedom Diagnostics
Authorized report on file
Batch documentation file

HPLC Parameters

Method:	HPLC-UV, LC-MS; endotoxin pass
Mobile Phase:	0.1% Formic Acid Water and 0.1% FA CH3OH
Flow Rate:	1.0 ml/min
Analytical Column:	XBridge Peptide BEH C18 Column
Detection Wavelength:	214nm

Batch data provided for this lot. Product details and vial image are prepared for Velour Research recordkeeping. Products are for laboratory research use only and are not for human or animal consumption.

Certificate of Analysis

Peptide Analysis

Complete

Test	Result	Summary	Lot
CJC-1295 w/ DAC 5mg	6.28 mg	99.739%	VRL-CD5-2601

Method References:

Peptide Analysis - HPLC-UV, LC-MS; endotoxin pass

Batch Data:

Accession: 2603230136

Lot: VRL-CD5-2601

Testing Location:

Freedom Diagnostics

Batch documentation on file

Ipamorelin 10mg

Client: Velour Research



Analysis Summary

Peptide Test	Complete
Ipamorelin 10mg (CAS# 170851-70-4)	mg/unit 10.66

Sample Information

Molecular Weight:	711.85 g/mol
Formula:	C38H49N9O5
Appearance:	White lyophilized powder
Chromatographic Purity	99.86%

HPLC Parameters

Method:	HPLC-UV, LC-MS
Mobile Phase:	0.1% Formic Acid Water and 0.1% FA CH3OH
Flow Rate:	1.0 ml/min
Analytical Column:	XBridge Peptide BEH C18 Column
Detection Wavelength:	214nm

Sample Name:

Ipamorelin 10mg / VRL-IPA-2602

Unit Mass:

10.66 mg

Sample ID:

2604210178

Testing ID:

2604210178

Date Received:

5/4/2026

Source Laboratory:

Freedom Diagnostics

Authorized report on file

Batch documentation file

Batch data provided for this lot. Product details and vial image are prepared for Velour Research recordkeeping. Products are for laboratory research use only and are not for human or animal consumption.

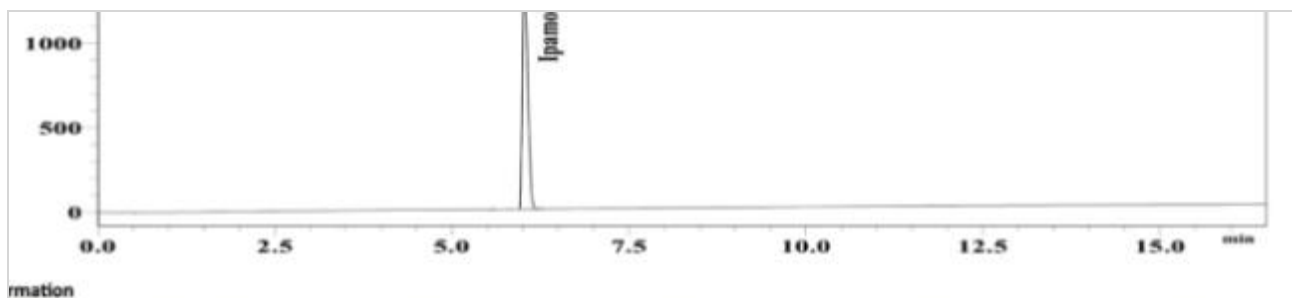
Certificate of Analysis

Peptide Analysis

Complete

Test	Result	Summary	Lot
Ipamorelin 10mg (CAS# 170851-70-4)	10.66 mg	99.86%	VRL-IPA-2602

HPLC Chromatogram



Ipamorelin 10mg - VRL-IPA-2602: UV Chromatogram

Method References:

Peptide Analysis - HPLC-UV, LC-MS

Batch Data:

Accession: 2604210178

Lot: VRL-IPA-2602

Testing Location:

Freedom Diagnostics

Batch documentation on file

Melanotan II 10mg

Client: Velour Research



Sample Name:

Melanotan II 10mg / VRL-MT2-2601

Unit Mass:

10.80 mg

Sample ID:

80966

Testing ID:

80966

Date Received:

9/26/2025

Source Laboratory:

Janoshik

Authorized report on file

Batch documentation file

Analysis Summary

Peptide Test	Complete
Melanotan II 10mg (CAS# 121062-08-6)	mg/unit 10.80

Sample Information

Molecular Weight:	1024.18 g/mol
Formula:	C50H69N15O9
Appearance:	White lyophilized powder
Chromatographic Purity	99.643%

HPLC Parameters

Method:	Peptide vial assessment
Mobile Phase:	0.1% Formic Acid Water and 0.1% FA CH3OH
Flow Rate:	1.0 ml/min
Analytical Column:	XBridge Peptide BEH C18 Column
Detection Wavelength:	214nm

Batch data provided for this lot. Product details and vial image are prepared for Velour Research recordkeeping. Products are for laboratory research use only and are not for human or animal consumption.

Certificate of Analysis

Peptide Analysis

Complete

Test	Result	Summary	Lot
Melanotan II 10mg (CAS# 121062-08-6)	10.80 mg	99.643%	VRL-MT2-2601

HPLC Chromatogram



Melanotan II 10mg - VRL-MT2-2601: UV Chromatogram

Method References:

Peptide Analysis - Peptide vial assessment

Batch Data:

Accession: 80966

Lot: VRL-MT2-2601

Testing Location:

Janoshik

Batch documentation on file

TB-500 10mg

Client: Velour Research



Sample Name:

TB-500 10mg / VRL-TB5-2604

Unit Mass:

12.15 mg

Sample ID:

2605040447

Testing ID:

2605040447

Date Received:

5/4/2026

Source Laboratory:

Freedom Diagnostics

Authorized report on file

Batch documentation file

Analysis Summary

Peptide Test	Complete
TB-500 10mg (CAS# 77591-33-4)	mg/unit 12.15

Sample Information

Molecular Weight:	4963.44 g/mol
Formula:	C ₂₁₂ H ₃₅₀ N ₅₆ O ₇₈ S
Appearance:	White lyophilized powder
Chromatographic Purity	99.35%

HPLC Parameters

Method:	HPLC-UV, LC-MS
Mobile Phase:	0.1% Formic Acid Water and 0.1% FA CH ₃ OH
Flow Rate:	1.0 ml/min
Analytical Column:	XBridge Peptide BEH C18 Column
Detection Wavelength:	214nm

Batch data provided for this lot. Product details and vial image are prepared for Velour Research recordkeeping. Products are for laboratory research use only and are not for human or animal consumption.

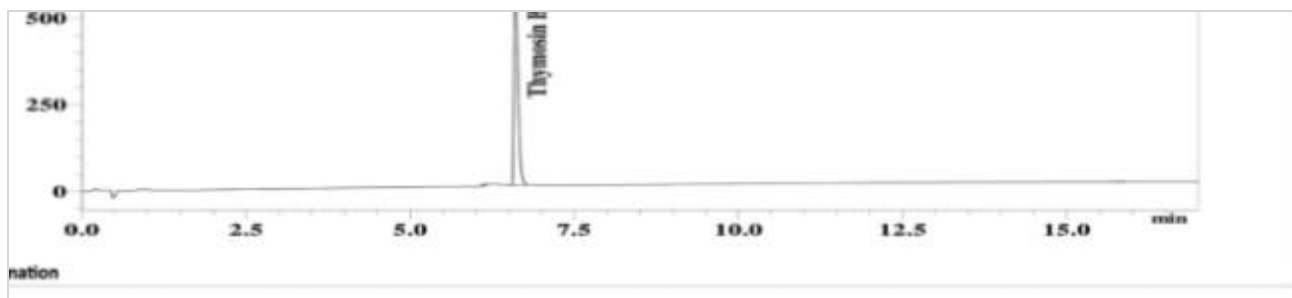
Certificate of Analysis

Peptide Analysis

Complete

Test	Result	Summary	Lot
TB-500 10mg (CAS# 77591-33-4)	12.15 mg	99.35%	VRL-TB5-2604

HPLC Chromatogram



TB-500 10mg - VRL-TB5-2604: UV Chromatogram

Method References:

Peptide Analysis - HPLC-UV, LC-MS

Batch Data:

Accession: 2605040447

Lot: VRL-TB5-2604

Testing Location:

Freedom Diagnostics

Batch documentation on file

MOTS-c 10mg

Client: Velour Research



Sample Name:

MOTS-c 10mg / VRL-MOT-2603

Unit Mass:

10.15 mg

Sample ID:

80951

Testing ID:

80951

Date Received:

9/26/2025

Source Laboratory:

Janoshik

Authorized report on file

Batch documentation file

Analysis Summary

Peptide Test	Complete
MOTS-c 10mg (CAS# 1627580-64-6)	mg/unit 10.15

Sample Information

Molecular Weight:	2174.6 g/mol
Formula:	C100H162N28O25S
Appearance:	White lyophilized powder
Chromatographic Purity	99.098%

HPLC Parameters

Method:	Peptide vial assessment
Mobile Phase:	0.1% Formic Acid Water and 0.1% FA CH3OH
Flow Rate:	1.0 ml/min
Analytical Column:	XBridge Peptide BEH C18 Column
Detection Wavelength:	214nm

Batch data provided for this lot. Product details and vial image are prepared for Velour Research recordkeeping. Products are for laboratory research use only and are not for human or animal consumption.

Certificate of Analysis

Peptide Analysis

Complete

Test	Result	Summary	Lot
MOTS-c 10mg (CAS# 1627580-64-6)	10.15 mg	99.098%	VRL-MOT-2603

HPLC Chromatogram



MOTS-c 10mg - VRL-MOT-2603: UV Chromatogram

Method References:

Peptide Analysis - Peptide vial assessment

Batch Data:

Accession: 80951

Lot: VRL-MOT-2603

Testing Location:

Janoshik

Batch documentation on file

Semax 10mg

Client: Velour Research



Sample Name:

Semax 10mg / VRL-SMX-2606

Unit Mass:

10.68 mg; 10.23 mg; 10.43 mg

Sample ID:

V260316-15 001

Testing ID:

V260316-15 001

Date Received:

3/26/2026

Source Laboratory:

Vanguard Laboratory

Authorized report on file

Batch documentation file

Analysis Summary

Peptide Test	Complete
Semax 10mg (CAS# 80714-61-0)	mg/unit 10.68; 10.23 mg; 10.43 mg

Sample Information

Molecular Weight:	813.92 g/mol
Formula:	C37H51N9O10S
Appearance:	White lyophilized powder
Chromatographic Purity	99.08%, 99.06%, 99.01%

HPLC Parameters

Method:	HPLC-UV/VIS; ICP-MS ND; LAL pass; USP <61> no growth
Mobile Phase:	0.1% Formic Acid Water and 0.1% FA CH3OH
Flow Rate:	1.0 ml/min
Analytical Column:	XBridge Peptide BEH C18 Column
Detection Wavelength:	214nm

Batch data provided for this lot. Product details and vial image are prepared for Velour Research recordkeeping. Products are for laboratory research use only and are not for human or animal consumption.

Certificate of Analysis

Peptide Analysis

Complete

Test	Result	Summary	Lot
Semax 10mg (CAS# 80714-61-0)	10.68 mg; 10.23 mg; 10.43 mg	99.08%, 99.06%, 99.01%	VRL-SMX-2606

Method References:

Peptide Analysis - HPLC-UV/VIS; ICP-MS ND; LAL pass; USP <61> no growth

Batch Data:

Accession: V260316-15 001

Lot: VRL-SMX-2606

Testing Location:

Vanguard Laboratory

Batch documentation on file

Epithalon 10mg

Client: Velour Research

**Sample Name:**

Epithalon 10mg / VRL-EPI-2602

Unit Mass:

11.12 mg; 11.05 mg; 10.79 mg

Sample ID:

V260309-9 005

Testing ID:

V260309-9 005

Date Received:

3/13/2026

Source Laboratory:

Vanguard Laboratory

Authorized report on file

Batch documentation file

Analysis Summary

Peptide Test	Complete
Epithalon 10mg (CAS# 307297-39-8)	mg/unit 11.12; 11.05 mg; 10.79 mg

Sample Information

Molecular Weight:	390.35 g/mol
Formula:	C ₁₄ H ₂₂ N ₄ O ₉
Appearance:	White lyophilized powder
Chromatographic Purity	99.01%, 99.19%, 99.08%

HPLC Parameters

Method:	HPLC-UV/VIS; ICP-MS pending; LAL pass; USP <61> no growth
Mobile Phase:	0.1% Formic Acid Water and 0.1% FA CH ₃ OH
Flow Rate:	1.0 ml/min
Analytical Column:	XBridge Peptide BEH C18 Column
Detection Wavelength:	214nm

Batch data provided for this lot. Product details and vial image are prepared for Velour Research recordkeeping. Products are for laboratory research use only and are not for human or animal consumption.

Certificate of Analysis

Peptide Analysis

Complete

Test	Result	Summary	Lot
Epithalon 10mg (CAS# 307297-39-8)	11.12 mg; 11.05 mg; 10.79 mg	99.01%, 99.19%, 99.08%	VRL-EPI-2602

Method References:

Peptide Analysis - HPLC-UV/VIS; ICP-MS pending; LAL pass; USP <61> no growth

Batch Data:

Accession: V260309-9 005

Lot: VRL-EPI-2602

Testing Location:

Vanguard Laboratory

Batch documentation on file

Glutathione 1500mg

Client: Velour Research



Analysis Summary

Peptide Test	Complete
Glutathione 1500mg (CAS# 70-18-8)	mg/unit 1480; 1492 mg; 1474 mg

Sample Information

Molecular Weight:	307.32 g/mol
Formula:	C10H17N3O6S
Appearance:	White lyophilized powder
Chromatographic Purity	>99.80%, >99.80%, >99.80%; Pb 0.02 ppm

HPLC Parameters

Method:	HPLC-UV/VIS; ICP-MS; LAL pass; USP <61> no growth
Mobile Phase:	0.1% Formic Acid Water and 0.1% FA CH3OH
Flow Rate:	1.0 ml/min
Analytical Column:	XBridge Peptide BEH C18 Column
Detection Wavelength:	214nm

Sample Name:

Glutathione 1500mg / VRL-GLU-2602

Unit Mass:

1480 mg; 1492 mg; 1474 mg

Sample ID:

V260227-8 003

Testing ID:

V260227-8 003

Date Received:

3/4/2026

Source Laboratory:

Vanguard Laboratory

Authorized report on file

Batch documentation file

Batch data provided for this lot. Product details and vial image are prepared for Velour Research recordkeeping. Products are for laboratory research use only and are not for human or animal consumption.

Certificate of Analysis

Peptide Analysis

Complete

Test	Result	Summary	Lot
Glutathione 1500mg (CAS# 70-18-8)	1480 mg; 1492 mg; 1474 mg	>99.80%, >99.80%, >99.80%; Pb 0.02 ppm	VRL-GLU-2602

Method References:

Peptide Analysis - HPLC-UV/VIS; ICP-MS; LAL pass; USP <61> no growth

Batch Data:

Accession: V260227-8 003

Lot: VRL-GLU-2602

Testing Location:

Vanguard Laboratory

Batch documentation on file

Selank 10mg

Client: Velour Research

**Sample Name:**

Selank 10mg / VRL-SEL-2605

Unit Mass:

10.86 mg; 10.11 mg; 10.80 mg

Sample ID:

V260211-4 009

Testing ID:

V260211-4 009

Date Received:

5/4/2026

Source Laboratory:

Vanguard Laboratory

Authorized report on file

Batch documentation file

Analysis Summary

Peptide Test	Complete
Selank 10mg (CAS# 129954-34-3)	mg/unit 10.86; 10.11 mg; 10.80 mg

Sample Information

Molecular Weight:	751.89 g/mol
Formula:	C33H57N11O9
Appearance:	White lyophilized powder
Chromatographic Purity	>99.80%, >99.80%, >99.80%; As 0.01 ppm; Pb 0.02 ppm

HPLC Parameters

Method:	HPLC-UV/VIS; ICP-MS; LAL pass; USP <61> no growth
Mobile Phase:	0.1% Formic Acid Water and 0.1% FA CH3OH
Flow Rate:	1.0 ml/min
Analytical Column:	XBridge Peptide BEH C18 Column
Detection Wavelength:	214nm

Certificate of Analysis

Peptide Analysis

Complete

Test	Result	Summary	Lot
Selank 10mg (CAS# 129954-34-3)	10.86 mg; 10.11 mg; 10.80 mg	>99.80%, >99.80%, >99.80%; As 0.01 ppm; Pb 0.02 ppm	VRL-SEL-2605

Method References:

Peptide Analysis - HPLC-UV/VIS; ICP-MS; LAL pass; USP <61> no growth

Batch Data:

Accession: V260211-4 009

Lot: VRL-SEL-2605

Testing Location:

Vanguard Laboratory

Batch documentation on file

PT-141 10mg

Client: Velour Research

**Sample Name:**

PT-141 10mg / VRL-PT1-2601

Unit Mass:

9.91 mg; 9.87 mg; 9.95 mg

Sample ID:

V260211-4 004

Testing ID:

V260211-4 004

Date Received:

5/4/2026

Source Laboratory:

Vanguard Laboratory

Authorized report on file

Batch documentation file

Analysis Summary

Peptide Test	Complete
PT-141 10mg (CAS# 189691-06-3)	mg/unit 9.91; 9.87 mg; 9.95 mg

Sample Information

Molecular Weight:	1025.18 g/mol
Formula:	C50H68N14O10
Appearance:	White to off-white lyophilized powder
Chromatographic Purity	99.35%, 99.31%, 99.27%

HPLC Parameters

Method:	HPLC-UV/VIS; ICP-MS ND; LAL pass; USP <61> no growth
Mobile Phase:	0.1% Formic Acid Water and 0.1% FA CH3OH
Flow Rate:	1.0 ml/min
Analytical Column:	XBridge Peptide BEH C18 Column
Detection Wavelength:	214nm

Batch data provided for this lot. Product details and vial image are prepared for Velour Research recordkeeping. Products are for laboratory research use only and are not for human or animal consumption.

Certificate of Analysis

Peptide Analysis

Complete

Test	Result	Summary	Lot
PT-141 10mg (CAS# 189691-06-3)	9.91 mg; 9.87 mg; 9.95 mg	99.35%, 99.31%, 99.27%	VRL-PT1-2601

Method References:

Peptide Analysis - HPLC-UV/VIS; ICP-MS ND; LAL pass; USP <61> no growth

Batch Data:

Accession: V260211-4 004

Lot: VRL-PT1-2601

Testing Location:

Vanguard Laboratory

Batch documentation on file

CP10 (Performance)

Client: Velour Research

**Sample Name:**

CP10 (Performance) / VRL-CP10-2601

Unit Mass:

CJC-1295 5.10 mg, 4.89 mg, 4.90 mg; Ipamorelin 5.08 mg, 4.93 mg, 5.00 mg

Sample ID:

V260211-4 029

Testing ID:

V260211-4 029

Date Received:

2/18/2026

Source Laboratory:

Vanguard Laboratory

Authorized report on file

Batch documentation file

Analysis Summary

Peptide Test	Complete
CP10 (Performance)	mg/unit CJC-1295 5.10, 4.89 mg, 4.90 mg; Ipamorelin 5.08 mg, 4.93 mg, 5.00 mg

Sample Information

Molecular Weight:	4079.82 g/mol
Formula:	Composite blend of CJC-1295 w/o DAC and Ipamorelin
Appearance:	White lyophilized peptide blend
Chromatographic Purity	99.30%, 99.46%, 99.42%; Pb 0.01 ppm

HPLC Parameters

Method:	HPLC-UV/VIS; ICP-MS; LAL pass; USP <61> no growth
Mobile Phase:	0.1% Formic Acid Water and 0.1% FA CH3OH
Flow Rate:	1.0 ml/min
Analytical Column:	XBridge Peptide BEH C18 Column
Detection Wavelength:	214nm

Batch data provided for this lot. Product details and vial image are prepared for Velour Research recordkeeping. Products are for laboratory research use only and are not for human or animal consumption.

Certificate of Analysis

Peptide Analysis

Complete

Test	Result	Summary	Lot
CP10 (Performance)	CJC-1295 5.10 mg, 4.89 mg, 4.90 mg; Ipamorelin 5.08 mg, 4.93 mg, 5.00 mg	99.30%, 99.46%, 99.42%; Pb 0.01 ppm	VRL-CP10- 2601

Method References:

Peptide Analysis - HPLC-UV/VIS; ICP-MS; LAL pass; USP <61> no growth

Batch Data:

Accession: V260211-4 029

Lot: VRL-CP10-2601

Testing Location:

Vanguard Laboratory

Batch documentation on file

Bacteriostatic Water 10ml

Client: Velour Research



Analysis Summary

Diluent Quality Test	Complete
Bacteriostatic Water 10ml	Unit volume 10 mL

Sample Information

Molecular Weight:	18.02 g/mol
Formula:	H ₂ O + 0.9% benzyl alcohol
Appearance:	Clear, colorless liquid
Diluent Quality Test	Benzyl alcohol 0.86%, 0.83%, 0.84%; pH 7.87, 7.94, 7.7

Sample Name:

Bacteriostatic Water 10ml / VRL-BAC-2601

Unit Volume:

10 mL

Sample ID:

V260219-18003

Testing ID:

V260219-18003

Date Received:

3/4/2026

HPLC Parameters

Method:	HPLC-UV/VIS; USP <791>; ICP-MS ND; LAL pass; USP <61> no growth
Mobile Phase:	0.1% Formic Acid Water and 0.1% FA CH ₃ OH
Flow Rate:	1.0 ml/min
Analytical Column:	XBridge Peptide BEH C18 Column
Detection Wavelength:	214nm

Source Laboratory:

Vanguard Laboratory

Authorized report on file

Batch documentation file

Batch data provided for this lot. Product details and vial image are prepared for Velour Research recordkeeping. Products are for laboratory research use only and are not for human or animal consumption.

Certificate of Analysis

Diluent Quality Test

Complete

Test	Result	Summary	Lot
Bacteriostatic Water 10ml	10 mL	Benzyl alcohol 0.86%, 0.83%, 0.84%; pH 7.87, 7.94, 7.7	VRL-BAC-2601

Method References:

Diluent Quality Test - HPLC-UV/VIS; USP <791>; ICP-MS ND; LAL pass; USP <61> no growth

Batch Data:

Accession: V260219-18003

Lot: VRL-BAC-2601

Testing Location:

Vanguard Laboratory

Batch documentation on file

BBG70 (Glow)

Client: Velour Research



Sample Name:

BBG70 (Glow) / VRL-BBG70-2604

Unit Mass:

GHK-Cu 57.63 mg; BPC-157 10.65 mg; Thymosin Beta-4 9.73 mg

Sample ID:

2605140132

Testing ID:

2605140132

Date Received:

5/4/2026

Source Laboratory:

Freedom Diagnostics
Authorized report on file
Batch documentation file

Analysis Summary

Peptide Test	Complete
BBG70 (Glow)	mg/unit GHK-Cu 57.63; BPC-157 10.65 mg; Thymosin Beta-4 9.73 mg

Sample Information

Molecular Weight:	6784.88 g/mol
Formula:	Composite blend of BPC-157, GHK-Cu, and TB-500
Appearance:	Lyophilized peptide blend
Chromatographic Purity	99.72%

HPLC Parameters

Method:	HPLC-UV, LC-MS
Mobile Phase:	0.1% Formic Acid Water and 0.1% FA CH3OH
Flow Rate:	1.0 ml/min
Analytical Column:	XBridge Peptide BEH C18 Column
Detection Wavelength:	214nm

Batch data provided for this lot. Product details and vial image are prepared for Velour Research recordkeeping. Products are for laboratory research use only and are not for human or animal consumption.


Certificate of Analysis

Peptide Analysis

Complete

Test	Result	Summary	Lot
BBG70 (Glow)	GHK-Cu 57.63 mg; BPC-157 10.65 mg; Thymosin Beta-4 9.73 mg	99.72%	VRL-BBG70-2604

HPLC Chromatogram



BBG70 (Glow) - VRL-BBG70-2604: UV Chromatogram

Method References:

Peptide Analysis - HPLC-UV, LC-MS

Batch Data:

Accession: 2605140132

Lot: VRL-BBG70-2604

Testing Location:

Freedom Diagnostics

Batch documentation on file

BBGK80 (Klow)

Client: Velour Research



Sample Name:

BBGK80 (Klow) / VRL-KLW-2601

Unit Mass:

GHK-Cu 56.3 mg, 54.1 mg, 55.61 mg; BPC-157 10.84 mg, 10.02 mg, 10.04 mg; TB-500 12.00 mg, 11.21 mg, 11.60 mg; KPV 11.11 mg, 12.59 mg, 11.30 mg

Sample ID:

V260211-4 017

Testing ID:

V260211-4 017

Date Received:

~~5/4/2026~~

Source Laboratory:

Vanguard Laboratory

Authorized report on file

Batch documentation file

Analysis Summary

Peptide Test

Complete

BBGK80 (Klow)

mg/unit

GHK-Cu 56.3, 54.1 mg, 55.61 mg; BPC-157 10.84 mg, 10.02 mg, 10.04 mg; TB-500 12.00 mg, 11.21 mg, 11.60 mg; KPV 11.11 mg, 12.59 mg, 11.30 mg

Sample Information

Molecular Weight:

7272.48 g/mol

Formula:

Composite blend of BPC-157, GHK-Cu, TB-500, and KPV

Appearance:

Lyophilized peptide blend

Chromatographic Purity

>99.50% x3; Pb 0.01 ppm

HPLC Parameters

Method:

HPLC-UV/VIS; ICP-MS; LAL pass; USP <61> no growth

Mobile Phase:

0.1% Formic Acid Water and 0.1% FA CH3OH

Flow Rate:

1.0 ml/min

Analytical Column:

XBridge Peptide BEH C18 Column

Detection

214nm

Wavelength:

Certificate of Analysis

Peptide Analysis

Complete

Test	Result	Summary	Lot
BBGK80 (Klow)	GHK-Cu 56.3 mg, 54.1 mg, 55.61 mg; BPC-157 10.84 mg, 10.02 mg, 10.04 mg; TB-500 12.00 mg, 11.21 mg, 11.60 mg; KPV 11.11 mg, 12.59 mg, 11.30 mg	>99.50% x3; Pb 0.01 ppm	VRL-KLW-2601

Method References:

Peptide Analysis - HPLC-UV/VIS; ICP-MS; LAL pass; USP <61> no growth

Batch Data:

Accession: V260211-4 017

Lot: VRL-KLW-2601

Testing Location:

Vanguard Laboratory

Batch documentation on file

Retatrutide 10mg

Client: Velour Research



Analysis Summary

Peptide Test	Complete
Retatrutide 10mg (CAS# 2381089-83-2)	mg/unit 11.62

Sample Information

Molecular Weight:	4731.37 g/mol
Formula:	C221H343N51O64
Appearance:	White lyophilized powder
Chromatographic Purity	99.67%

Sample Name:

Retatrutide 10mg / VRL-RET-2605

Unit Mass:

11.62 mg

Sample ID:

2605140130

Testing ID:

2605140130

Date Received:

5/16/2026

HPLC Parameters

Method:	HPLC-UV, LC-MS
Mobile Phase:	0.1% Formic Acid Water and 0.1% FA CH3OH
Flow Rate:	1.0 ml/min
Analytical Column:	XBridge Peptide BEH C18 Column
Detection Wavelength:	214nm

Source Laboratory:

Freedom Diagnostics

Authorized report on file

Batch documentation file

Batch data provided for this lot. Product details and vial image are prepared for Velour Research recordkeeping. Products are for laboratory research use only and are not for human or animal consumption.


Certificate of Analysis

Peptide Analysis

Complete

Test	Result	Summary	Lot
Retatrutide 10mg (CAS# 2381089-83-2)	11.62 mg	99.67%	VRL-RET-2605

HPLC Chromatogram



Retatrutide 10mg - VRL-RET-2605: UV Chromatogram

Method References:

Peptide Analysis - HPLC-UV, LC-MS

Batch Data:

Accession: 2605140130

Lot: VRL-RET-2605

Testing Location:

Freedom Diagnostics

Batch documentation on file

Retatrutide 20mg

Client: Velour Research



Analysis Summary

Peptide Test	Complete
Retatrutide 20mg (CAS# 2381089-83-2)	mg/unit 21.19

Sample Information

Molecular Weight:	4731.37 g/mol
Formula:	C221H343N51O64
Appearance:	White lyophilized powder
Chromatographic Purity	99.73%

Sample Name:

Retatrutide 20mg / VRL-RET-2606

Unit Mass:

21.19 mg

Sample ID:

2605140131

Testing ID:

2605140131

Date Received:

5/16/2026

Source Laboratory:

Freedom Diagnostics
Authorized report on file
Batch documentation file

HPLC Parameters

Method:	HPLC-UV, LC-MS
Mobile Phase:	0.1% Formic Acid Water and 0.1% FA CH3OH
Flow Rate:	1.0 ml/min
Analytical Column:	XBridge Peptide BEH C18 Column
Detection Wavelength:	214nm

Batch data provided for this lot. Product details and vial image are prepared for Velour Research recordkeeping. Products are for laboratory research use only and are not for human or animal consumption.


Certificate of Analysis

Peptide Analysis

Complete

Test	Result	Summary	Lot
Retatrutide 20mg (CAS# 2381089-83-2)	21.19 mg	99.73%	VRL-RET-2606

HPLC Chromatogram



Retatrutide 20mg - VRL-RET-2606: UV Chromatogram

Method References:

Peptide Analysis - HPLC-UV, LC-MS

Batch Data:

Accession: 2605140131

Lot: VRL-RET-2606

Testing Location:

Freedom Diagnostics

Batch documentation on file

Retatrutide 30mg

Client: Velour Research



Analysis Summary

Peptide Test	Complete
Retatrutide 30mg (CAS# 2381089-83-2)	mg/unit 29.32; 30.00 mg; 29.03 mg

Sample Information

Molecular Weight:	4731.37 g/mol
Formula:	C221H343N51O64
Appearance:	White lyophilized powder
Chromatographic Purity	99.75%, 99.77%, 99.76%

Sample Name:

Retatrutide 30mg / VRL-RET-2607

Unit Mass:

29.32 mg; 30.00 mg; 29.03 mg

Sample ID:

V260211-8 002

Testing ID:

V260211-8 002

Date Received:

5/4/2026

HPLC Parameters

Method:	HPLC-UV/VIS; ICP-MS ND; LAL pass; USP <61> no growth
Mobile Phase:	0.1% Formic Acid Water and 0.1% FA CH3OH
Flow Rate:	1.0 ml/min
Analytical Column:	XBridge Peptide BEH C18 Column
Detection Wavelength:	214nm

Source Laboratory:
Vanguard Laboratory
Authorized report on file
Batch documentation file

Batch data provided for this lot. Product details and vial image are prepared for Velour Research recordkeeping. Products are for laboratory research use only and are not for human or animal consumption.

Certificate of Analysis

Peptide Analysis

Complete

Test	Result	Summary	Lot
Retatrutide 30mg (CAS# 2381089-83-2)	29.32 mg; 30.00 mg; 29.03 mg	99.75%, 99.77%, 99.76%	VRL-RET-2607

Method References:

Peptide Analysis - HPLC-UV/VIS; ICP-MS ND; LAL pass; USP <61> no growth

Batch Data:

Accession: V260211-8 002

Lot: VRL-RET-2607

Testing Location:

Vanguard Laboratory

Batch documentation on file

Retatrutide 60mg

Client: Velour Research



Analysis Summary

Peptide Test	Complete
Retatrutide 60mg (CAS# 2381089-83-2)	mg/unit 64.22; 65.32 mg; 65.92 mg

Sample Information

Molecular Weight:	4731.37 g/mol
Formula:	C221H343N51O64
Appearance:	White lyophilized powder
Chromatographic Purity	>99.80%, >99.80%, >99.80%

Sample Name:

Retatrutide 60mg / VRL-RET-2608

Unit Mass:

64.22 mg; 65.32 mg; 65.92 mg

Sample ID:

V260309-9 001

Testing ID:

V260309-9 001

Date Received:

3/13/2026

HPLC Parameters

Method:	HPLC-UV/VIS; ICP-MS ND; LAL pass; USP <61> no growth
Mobile Phase:	0.1% Formic Acid Water and 0.1% FA CH3OH
Flow Rate:	1.0 ml/min
Analytical Column:	XBridge Peptide BEH C18 Column
Detection Wavelength:	214nm

Source Laboratory:
Vanguard Laboratory
Authorized report on file
Batch documentation file

Batch data provided for this lot. Product details and vial image are prepared for Velour Research recordkeeping. Products are for laboratory research use only and are not for human or animal consumption.

Certificate of Analysis

Peptide Analysis

Complete

Test	Result	Summary	Lot
Retatrutide 60mg (CAS# 2381089-83-2)	64.22 mg; 65.32 mg; 65.92 mg	>99.80%, >99.80%, >99.80%	VRL-RET-2608

Method References:

Peptide Analysis - HPLC-UV/VIS; ICP-MS ND; LAL pass; USP <61> no growth

Batch Data:

Accession: V260309-9 001

Lot: VRL-RET-2608

Testing Location:

Vanguard Laboratory

Batch documentation on file

IGF-1 LR3 1mg

Client: Velour Research



Sample Name:

IGF-1 LR3 1mg / VRL-IGF-2601

Unit Mass:

0.84 mg

Sample ID:

V260211-4 022

Testing ID:

V260211-4 022

Date Received:

2/20/2026

Source Laboratory:

Vanguard Laboratory

Authorized report on file

Batch documentation file

Analysis Summary

Peptide Test	Complete
IGF-1 LR3 1mg	mg/unit 0.84

Sample Information

Molecular Weight:	9111 g/mol
Formula:	C400H625N111O115S9
Appearance:	White lyophilized powder
Chromatographic Purity	98.00%

HPLC Parameters

Method:	HPLC-UV/VIS; ICP-MS ND; LAL pass; USP <61> no growth
Mobile Phase:	0.1% Formic Acid Water and 0.1% FA CH3OH
Flow Rate:	1.0 ml/min
Analytical Column:	XBridge Peptide BEH C18 Column
Detection Wavelength:	214nm

Batch data provided for this lot. Product details and vial image are prepared for Velour Research recordkeeping. Products are for laboratory research use only and are not for human or animal consumption.

Certificate of Analysis

Peptide Analysis

Complete

Test	Result	Summary	Lot
IGF-1 LR3 1mg	0.84 mg	98.00%	VRL-IGF-2601

Method References:

Peptide Analysis - HPLC-UV/VIS; ICP-MS ND; LAL pass; USP <61> no growth

Batch Data:

Accession: V260211-4 022

Lot: VRL-IGF-2601

Testing Location:

Vanguard Laboratory

Batch documentation on file

NAD+ 500mg

Client: Velour Research



Sample Name:

NAD+ 500mg / VRL-NAD-2603

Unit Mass:

521.12 mg

Sample ID:

ACC-2026-0972

Testing ID:

ACC-2026-0972

Date Received:

4/17/2026

Source Laboratory:

ILS Laboratories

Authorized report on file

Batch documentation file

Analysis Summary

Peptide Test	Complete
NAD+ 500mg (CAS# 53-84-9)	mg/unit 521.12

Sample Information

Molecular Weight:	663.43 g/mol
Formula:	C ₂₁ H ₂₇ N ₇ O ₁₄ P ₂
Appearance:	White to off-white lyophilized powder
Chromatographic Purity	99.26%

HPLC Parameters

Method:	Full QC Panel; HPLC; PCR sterility; USP <85>; ICP-MS ND
Mobile Phase:	0.1% Formic Acid Water and 0.1% FA CH ₃ OH
Flow Rate:	1.0 ml/min
Analytical Column:	XBridge Peptide BEH C18 Column
Detection Wavelength:	214nm

Batch data provided for this lot. Product details and vial image are prepared for Velour Research recordkeeping. Products are for laboratory research use only and are not for human or animal consumption.

Certificate of Analysis

Peptide Analysis

Complete

Test	Result	Summary	Lot
NAD+ 500mg (CAS# 53-84-9)	521.12 mg	99.26%	VRL-NAD-2603

Method References:

Peptide Analysis - Full QC Panel; HPLC; PCR sterility; USP <85>; ICP-MS ND

Batch Data:

Accession: ACC-2026-0972

Lot: VRL-NAD-2603

Testing Location:

ILS Laboratories

Batch documentation on file

Kisspeptin-10 10mg

Client: Velour Research

**Sample Name:**

Kisspeptin-10 10mg / VRL-KSP-2601

Unit Mass:

10.58 mg

Sample ID:

ACC-2026-3739

Testing ID:

ACC-2026-3739

Date Received:

6/2/2026

Source Laboratory:

ILS Laboratories

Authorized report on file

Batch documentation file

Analysis Summary

Peptide Test	Complete
Kisspeptin-10 10mg (CAS# 374675-21-5)	mg/unit 10.58

Sample Information

Molecular Weight:	1302.5 g/mol
Formula:	C63H83N17O14
Appearance:	White lyophilized powder
Chromatographic Purity	99.03%

HPLC Parameters

Method:	Full QC Panel; HPLC-RTM identity confirmed; HPLC purity; ICP-MS heavy metals ND; PCR sterility no growth; USP <85> endotoxin 1.62 EU/mL; fentanyl screen not detected; COA COA-2026-TA7WNL; access code B JL9SNVZ
Mobile Phase:	0.1% Formic Acid Water and 0.1% FA CH3OH
Flow Rate:	1.0 ml/min
Analytical Column:	XBridge Peptide BEH C18 Column
Detection Wavelength:	214nm

Batch data provided for this lot. Product details and vial image are prepared for Velour Research recordkeeping. Products are for laboratory research use only and are not for human or animal consumption.

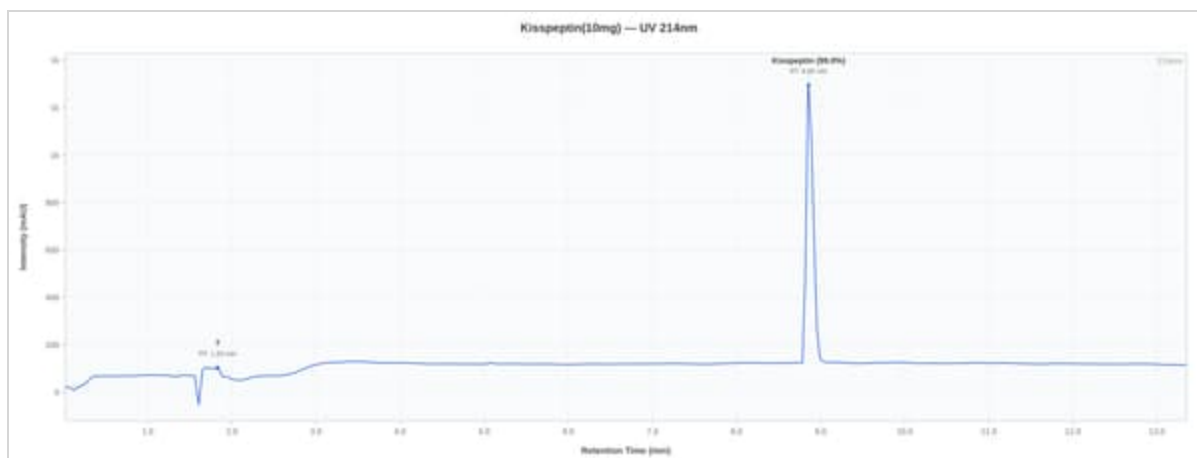
Certificate of Analysis

Peptide Analysis

Complete

Test	Result	Summary	Lot
Kisspeptin-10 10mg (CAS# 374675-21-5)	10.58 mg	99.03%	VRL-KSP-2601

HPLC Chromatogram



Kisspeptin-10 10mg - VRL-KSP-2601: UV Chromatogram

Method References:

Peptide Analysis - Full QC Panel; HPLC-RTM identity confirmed; HPLC purity; ICP-MS heavy metals ND; PCR sterility no growth; USP <85> endotoxin 1.62 EU/mL; fentanyl screen not detected; COA COA-2026-TA7WNL; access code BJL9SNVZ

Batch Data:

Accession: ACC-2026-3739

Lot: VRL-KSP-2601

Testing Location:

ILS Laboratories

Batch documentation on file

Batch data provided for this lot. Product details and vial image are prepared for Velour Research recordkeeping. Products are for laboratory research use only and are not for human or animal consumption.